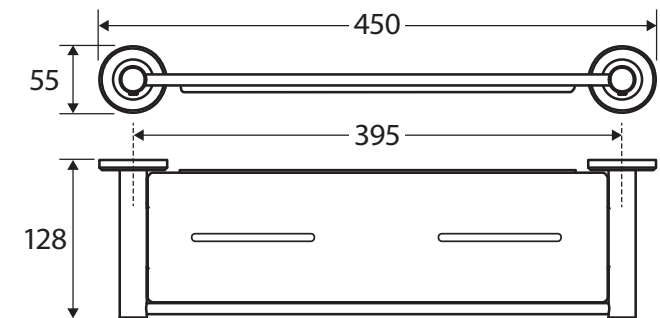



Axle®


SHOWER SHELF

Features

- Industrial cross-hatched cover plates
- Super strong 4-point wall mount
- Drain channels
- Fully concealed fixings
- Made from zinc and stainless steel
- Hex key used in installation



Available in



Electroplated
Chrome
83107



Electroplated
Matte Black
83107MB



PVD
Brushed Nickel
83107BN



PVD
Gun Metal
83107GM



PVD
Urban Brass
83107UB

Cleaning & Care

- Regularly clean with mild soapy water using a microfibre cloth.
- In highly polluted or coastal locations, we recommend cleaning 2-3 times per week.
- Do not use harsh detergents, bleach, cream cleaners or citrus based cleaners. These substances are abrasive and will damage the surface.
- Do not use undue pressure and wipe in one direction only

While we aim to ensure specifications are correct at the time of publication, Fienza reserves the right to make modifications without prior notice. Physical colour may vary from image shown. All measurements are shown in millimetres. Always use physical product measurements for mark-ups and roughing-in as the technical drawing may differ from actual product received.