

256L top freezer refrigerator, arctic steel with FlexStor adjustable door bins, manual humidity-controlled crispers, Twist & Service icemaker & 3-star energy rating



Product Details

FEATURES

Full-width humidity controlled crisper bin	FlexStor™ door bin storage system	Twist ice and serve (removable) make ice with ease and cool drinks at a twist	Adjustable easy clean glass shelves
Chiller drawer	Door alarm	Reversible doors	Multi-flow air delivery system
Deodoriser Absorb pungent food smells to keep flavours fresh and distinct.	Frost free	R600a refrigerant better for the environment	Adjustable levelling feet (front)

BENEFITS

Understanding new capacity and energy ratings
From the 15th August 2021, the way refrigerators are tested to calculate Energy Star Ratings and energy consumption have changed. This means that the capacity and energy rating calculations have changed, however the product remains unchanged. Be sure to check all new ratings to ensure that your comparisons are consistent with the new standards.

FreshSeal Crispers
Our FreshSeal Crisper comes with manual humidity control, so you have greater flexibility to choose the optimum environment to store your fruits and vegetables.

Adjustable solutions with FlexStor™
As your family changes and grows, so do the requirements of your fridge. With FlexStor™ you enjoy the convenience of being able to easily change the configuration, whatever your needs. Adjust the height and position of the door bins to fit in large and smaller items and arrange your fridge your way.

Twist ice and Serve
Whether its for an afternoon juice or a whisky on the rocks, the easy to access bin ensures you always have ice to hand. Just fill the tray, freeze, then twist. Ice when you need it

Easy to clean with glass shelves
Glass shelves improve visibility and are easy to clean

Specifications

PRODUCT PROFILE

Domestic warranty details (yrs)	2
Additional domestic warranty for the sealed refrigeration system only (yrs)	3
Refrigerator Type	top mount
Exterior door finish	Arctic silver
Fridge door opening	reversible (with optional door kit)
Cooling system	frost free
Refrigerant	R600a

DIMENSIONS

Total height (mm)	1605
Cabinet height (mm)	1590
Total width (mm)	540
Cabinet width (mm)	540
Total depth (mm)	615
Cabinet depth (mm)	540
Depth door open 90degree (mm)	1108
Air space above cabinet (mm)	90
Food Compartment Capacity (L) - AS/NZS 4474.1 2007 (IEC 62552-2015) *	194
Freezer Compartment Capacity (L) - AS/NZS 4474.1 2007 (IEC 62552-2015) *	62
Total Capacity (L) - AS/NZS 4474.1 2007 (IEC 62552-2015) *	256

ENERGY

Energy Star Rating - AS/NZS 4474.1 2007 (IEC 62552- 2015) *	3
Energy Consumption (kWh/year) - AS/NZS 4474.1 2007 (IEC 62552- 2015) *	283
Energy Star Rating AS/NZS 4474.2:2009	3.5
Energy consumption AS/NZS 4474.2:2009 (kWhr/yr)	296

FOOD COMPARTMENT

DELI-COMPARTMENT

Full width compartment	1
------------------------	---

DIMENSIONS

Food compartment capacity (gross in litres)	199
Freezer compartment capacity (gross in litres)	77
Total Gross Capacity (L)	276

REFRIGERATOR SYSTEM

Controls	manual
Controls location	internal
Control functions	quick freeze function
Door alarm	fridge and freezer

SHELVING

Shelf material	glass
----------------	-------

CRISPERS

Crisper lid/shelf	plastic
Crispers Runner system	floor
Full width crisper	1
Crisper features	humidity controlled

OTHER PROPERTIES

Other Properties-FOOD COMPARTMENT	Deodoriser
-----------------------------------	------------

FREEZER COMPARTMENT

ICE FACILITY

Twist ice and serve	2
---------------------	---

FREEZER DOOR

INTERNAL

LIGHTING

Main light	LED
------------	-----

FOOD COMPARTMENT DOOR

BINS

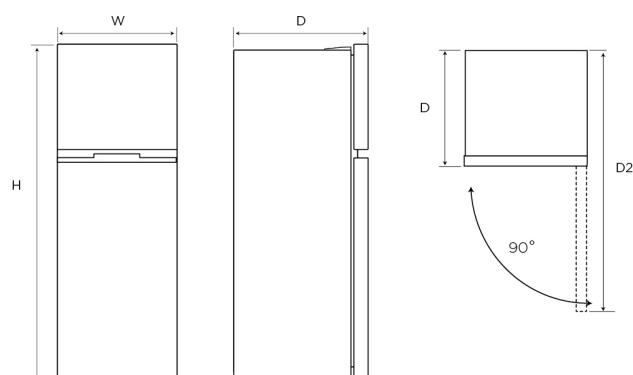
Deep bottle bin	1
Shallow bin	1

SHELVING

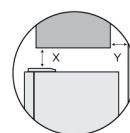
Shelving	plastic shelf
Number of shelves	1

Freezer door bins - full width2

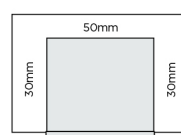
Dimensions



Minimum Recommended Airspaces

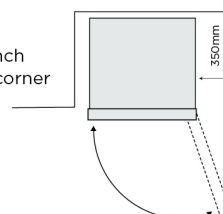


If you have a cupboard above the refrigerator with a rear gap of less than 100mm (Y), recommended minimum clearance at the top of the refrigerator increases from 50mm to 100mm (X).



Please note: Doors are designed to sit proud of cabinetry (not flush).

Front face of bench aligned to front corner edge of cabinet.



When positioned in a corner area, spacing of at least 350mm on the hinge side will allow the doors to open enough to enable the removal of bins and shelves.

Dimensions	Product Height (H)	Product Width (W)	Product Depth (D)	Product Depth (D2)
WTB3700AH/ WH	1755	598	650	1199
WTB3400AH/ WH	1645	598	650	1199
WTB2800AH/ WH	1605	540	615	1108
WTB2500WH	1470	540	615	1108
WTB2300WH	1405	540	615	1108

Airspace	Side - both	Top	Behind
WTB3700AH/ WH	30	50	50
WTB3400AH/ WH	30	50	50
WTB2800AH/ WH	30	50	50
WTB2500WH	30	50	50
WTB2300WH	30	50	50

IMPORTANT

These dimensions are a guide only. All measurements are in millimetres (mm). For complete installation instructions, refer to the manual provided with product.
© 2021 Electrolux Home Products Pty Ltd. ABN 51 004 762 341. W_DIM_CTM_Oct21

Terms and Conditions

IMPORTANT

This is a guide of product dimensions only. For complete installation instructions, refer to the manual provided with product.

PRODUCT INFORMATION

The descriptors and illustrations in this publication apply to the specific products and models described as at the date of issue. Under our policy of continuous product development, product specifications may change without notice. Prospective purchasers should therefore check with their retailer to ensure this publication correctly describes the products that are being offered for sale. All information supplied is to be used for general reference purposes only and is on the understanding that Electrolux Home Products Pty Ltd (Australia) and Electrolux (NZ) Ltd (New Zealand) will not be liable for any loss, liability or damage of whatever kind arising as a result of reliance on such information. Colours of products illustrated are as close as printing limitations allow. Electrolux will at all times comply with its obligations pursuant to law including Trade Practices (Australian Consumer Law) Act and Regulations.

WARRANTY

This warranty only applies to Appliances purchased and used in Australia or New Zealand and used in normal domestic applications and is in addition to (and does not exclude, restrict, or modify in any way) any non-excludable statutory warranties in Australia or New Zealand. All warranties are subject to the conditions set out in the warranty card accompanying the product when purchased.

ELECTROLUX HOME PRODUCTS AUSTRALIA

telephone: 1300 363 640

fax: 1800 350 067

email: customercare@electrolux.com.au

web: www.electrolux.com.au

ELECTROLUX HOME PRODUCTS NEW ZEALAND

telephone: 09 573 2230

fax: 09 573 2221

email: customercare@electrolux.co.nz

web: www.electrolux.co.nz